

See discussions, stats, and author profiles for this publication at: <https://www.researchgate.net/publication/327619171>

# Determination of heat transfer properties of various PVC and non-PVC ceiling materials available in Nigerian markets

Article · August 2018

CITATIONS

10

READS

1,795

4 authors, including:



**John Adekunle Oyedele Oyekunle**  
Obafemi Awolowo University

105 PUBLICATIONS 979 CITATIONS

[SEE PROFILE](#)



**Joseph Dirisu**  
Covenant University Ota Ogun State, Nigeria

49 PUBLICATIONS 242 CITATIONS

[SEE PROFILE](#)



**Imhade P. Okokpujie**  
Afe Babalola University

143 PUBLICATIONS 1,128 CITATIONS

[SEE PROFILE](#)

Some of the authors of this publication are also working on these related projects:



Biofuel Extraction from Human Semi-solid Waste [View project](#)



Renewable Energy [View project](#)



---

# DETERMINATION OF HEAT TRANSFER PROPERTIES OF VARIOUS PVC AND NON-PVC CEILING MATERIALS AVAILABLE IN NIGERIAN MARKETS

**J. A. O. Oyekunle**

Department of Chemistry, Obafemi Awolowo University, 220005, Ile-Ife, Nigeria

**J. O. Dirisu and I. P. Okokpujie\***

\*Corresponding Author, Department of Mechanical Engineering,  
Covenant University, P.M.B 1023, Ota, Ogun State

**A. A. Asere**

Department of Mechanical Engineering,  
Obafemi Awolowo University, 220005, Ile-Ife, Nigeria

## ABSTRACT

*In this study, heat transfer properties of 10 polyvinyl chloride (PVC) ceiling composites and 4 other non-PVC ceiling materials, such as particle board, cardboard, plywood and asbestos were determined using an automated Lee's disc apparatus and XRY-1C bomb calorimeter. Results obtained indicated that asbestos were consistent in being inert to ignition in addition to having the lowest specific heat capacity (SHC). Polyvinyl chloride ceiling composites had advantageous thermal conductivities in comparison to the non-PVC ceiling materials. The SHCs and thermal characteristics of ceiling materials for building constructions and other applications should be appraised by manufacturers where combustion requirements are of utmost consideration.*

**Keywords:** Thermal combustion; characteristics; heat of combustion; bomb calorimeter; heat transfer

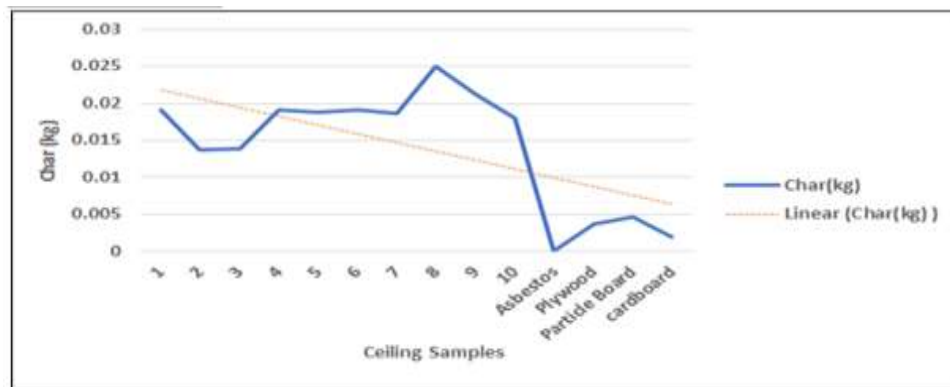
**Cite this Article:** J. A. O. Oyekunle, J. O. Dirisu, I. P. Okokpujie and A. A. Asere, Determination of Heat Transfer Properties of Various PVC and Non-PVC Ceiling Materials Available in Nigerian Markets, International Journal of Mechanical Engineering and Technology, 9(8), 2018, pp. 963–973.

<http://www.iaeme.com/IJMET/issues.asp?JType=IJMET&VType=9&IType=8>

---

## 1. INTRODUCTION

The desire for an aesthetic environment and thermal comfort is an inherent trait of modern buildings [1, 2]. This is why the choice of a ceiling material is influenced by advancement in technology and societal influence. Plant-originated ceiling materials, such as thatches, plywood and cardboard ceiling are gradually giving way to synthetic and composite ceiling materials, such as asbestos, plaster of Parish (POP) and the more recently PVC [2]. The knowledge of thermal conductivity is very important with respect to the general suitability and transport phenomenon of materials used for ceiling purposes [3]. In the analysis of Polyetheretherketone (PEEK), the specific heat capacity and temperature decreased when the particle content was increased due to the differences in the composite composition [3]. It has been argued that there are factors, such as moisture content and temperature, responsible for the thermal conductivity of insulating materials even though constant values were used [4]. Insulating material is important in building enclosure to reduce energy consumption and space heating in buildings which will be dependent on their thermal properties. The insulation property of material, such as temperature, can be controlled so as to achieve desired condition [5]. Varying the thermal conductivity of some materials could be desirable based on the type of application they are meant for [6]. The thermal conductivities of some materials which were endorsed as building materials have been investigated by various authors [7-11,13-15] their results showed that the discrete properties of the materials will fail when continuously exposed to extreme fire scenario due to the thickness variation and elemental characteristics of the materials. The elemental makeup of a material can be used to envisage the degree of combustibility of the material [12]. The mass residue of combustion is a reflection of either the ceiling sample undergoes a complete or an incomplete combustion as shown in figure 1 below.



**Figure 1** Experimental analysis of the char (kg) vs. burn-out time(s). Source: Dirisu *et al* (in press)

These thermal conductivities will help to ignite the industrial revolution and also increase the productions output of the PVC materials in the manufacturing company [25-33].

However, the aim of this study was to establish the extent of suitability of PVC materials and other ceiling materials available in Nigerian markets for ceiling purposes by comparing the specific heat capacities and heat transfer characteristics of the various materials.

## 2. MATERIALS

Fourteen (14) commonly used samples of ceiling materials comprising 10 PVC and 4 other non-PVC ceiling materials, such as particle board, cardboard, plywood and asbestos were obtained from various retailers and wholesalers in Nigeria. Three of the 10 PVC were made in Nigeria, while the remaining were composite PVCs imported to Nigeria and were common in

most of the PVC ceiling materials outlets visited; this informed the careful selection of the seven non-Nigerian products. The instrument used included electronic beam balance, jigsaw, Vernier caliper, beaker, water, copper calorimeter and stirrer, automated Lee's disc apparatus and XRY Bomb Calorimeter system. The XRY-1C bomb calorimeter is shown in figure 2. The samples collected are presented in Figure 3.



Figure 2 XRY-1C Oxygen Bomb Calorimeter and Oxygen Cylinder

### 3. METHOD

The sample was weighed on an electronic beam balance and its mass recorded as  $M_{\text{Ceiling}}$ . A beaker was filled with water; the suspended sample was placed inside it at boiling point of  $100^{\circ}\text{C}$  and left to be heated for about five minutes. Also, a copper calorimeter was weighed together with the stirrer and the mass was recorded as  $M_{\text{cal}}$ . It was later half-filled with water and reweighed to obtain a new mass  $M_{\text{mix}}$ . Thermometer was inserted in it and the initial temperature  $\theta_1$  of the water was recorded. The calorimeter water was brought to boiling and the temperature of the boiling water was measured and recorded as  $\theta_2$ . The ceiling material was quickly transferred to the water in the calorimeter. The water was stirred continuously but gently and the highest temperature was read as  $\theta_3$  [18].

Mass of ceiling,  $M_{\text{Ceiling}} = \dots\dots\dots\text{g}$

Mass of calorimeter & stirrer,  $M_{\text{cal}} = \dots\dots\dots\text{g}$

Mass of calorimeter + water,  $M_{\text{mix}} = \dots\dots\dots\text{g}$

Initial temperature of water (i. e. temp. of solid) is  $\theta_2 = \dots\dots\dots^{\circ}\text{C}$

Final temperature of mixture  $\theta_3 = \dots\dots\dots^{\circ}\text{C}$

Specific heat capacity (S.H.C.) of solid  $C_{\text{ceiling}} = \dots\dots\dots\text{Jkg}^{-1}\text{K}^{-1}$

S.H.C. of copper calorimeter  $C_{\text{cal}} = 385\text{ Jkg}^{-1}\text{K}^{-1}$

S.H.C. of water  $C_{\text{water}} = 4200\text{ Jkg}^{-1}\text{K}^{-1}$

Ignoring any heat losses to the environment,

Heat lost by Ceiling Sample = Heat gained by water + Heat gained by copper calorimeter and stirrer.

$$M_{\text{ceiling}} C_{\text{ceiling}} (\theta_2 - \theta_3) = (M_{\text{mix}} - M_{\text{cal}}) C_{\text{water}} (\theta_3 - \theta_1) + M_{\text{cal}} C_{\text{cal}} (\theta_3 - \theta_1) \quad [4]$$

From the above formula, the specific heat capacity of the samples will be calculated as stated below[18]:

$$C_{\text{ceiling}} = \frac{(M_{\text{mix}} - M_{\text{cal}}) C_{\text{water}} (\theta_3 - \theta_1) + M_{\text{cal}} C_{\text{cal}} (\theta_3 - \theta_1)}{M_{\text{ceiling}}(\theta_2 - \theta_3)} \text{Jkg}^{-1}\text{K}^{-1}$$



**Figure 3** Collections of PVC and non-PVC Samples

### 3.1. Thermal conductivity determination

The thermal conductivities of the 14 samples were determined using automated Lee's Disc apparatus (Figure 5), having upper and lower disc both of 50 mm diameter. The sample cut into 50 mm diameter with a jigsaw was placed in-between the upper and lower disc so that heat was supplied at a steady state from the source to the sample and to the sink at a temperature-controlled environment. The cut circular profile is shown in figure 4.

The automated Lee's Disc apparatus contained a heating element coupled with a thermocouple attached to the heat source and sink and preset to an initial temperature of 50°C. The temperature supplied to the base plate was taken at every 5 minutes for sixty minutes after which the sample is removed then the metal disc is heated to 10°C above the heating temperature. The plate was then allowed to cool off steadily for 5 minutes below the final heating temperature to determine the rate of heat loss from the base plate. The experiment was repeated thrice for each of the 14 samples in a controlled environment. The thickness,  $dx$ , of the samples were determined using a Vernier caliper and cross-sectional area,  $A$ , determined by calculation from fixed 50 mm diameter marked out with a pair of compass and cut to size with a jig saw.



Circular profile of PVC and non-PVC ceiling      Jig saw cutting PVC panel to circular profile

**Figure 4** Circular Profile of the Ceiling Materials



**Figure 5** Automated Lee's Disc Apparatus Views Sources: Paul and Fagbenle, 2014

### 3.2. Other thermal parameters

The measurement of the thermal conductivity ( $k$ ), true density ( $\rho$ ), and specific heat capacity ( $C_p$ ), of the samples enabled the determination of the value of thermal diffusivity of the material to be made. The thermal diffusivity is given as:

$$\alpha = k/\rho C_p \quad [1]$$

where  $k$ ,  $\rho$  and  $C_p$  represent the thermal conductivity, the mass density, and the specific heat at constant pressure, respectively.

The thermal diffusivity  $\alpha$  is then used to calculate the thermal inertia [19, 20],

$$I = [k\rho c]^{1/2} \quad \text{J m}^{-2}\text{k}^{-1}\text{s}^{-1/2} \quad [2]$$

The reciprocal of thermal conductivity gives the thermal resistivity, usually measured in Kelvin-meters per Watt ( $\text{KmW}^{-1}$ ),

$$R = 1/k \quad [3]$$

where  $R$  is the thermal resistivity, and  $k$  is thermal conductivity.

When dealing with a known amount of material, its thermal conductance and the reciprocal property, thermal resistance, can be described.

## 4. RESULTS AND DISCUSSION

Table 1 shows the elements present in selected ceiling materials which gives a fore view of the behaviour of the ceiling materials during combustion. The automated Lee's Disc thermal conductivity apparatus for solid materials was designed by Philip and Fagbenle [16]. The variation in the relationship between temperature and specific heat capacity of two materials such as composite shape-stabilized phase change material and asphalt mixtures was established [17].

The mean specific heat capacities of various ceiling samples (Table 2) indicated that asbestos had the overall lowest SHC value of 848.311 J/kg K while cardboard had the highest

SHC value 9423.972 J/kg K. The analysis also showed that the SHC values of the PVC materials was greatest in sample 2 (Nigerian made PVC), and lowest with sample 10 (uncoated white PVC). This established that cardboard would generate highest thermal energy, while asbestos would give the least thermal energy.

**Table 1** Elemental make-up of Selected Ceiling materials

Samples	Elemental Composition (%)													
	O	C	N	Si	Cl	Na	Ca	K	Al	Ti	Pb	Fe	S	Mg
PVC 3	63.6	15.9	10.6	3.5	2.2	2.0	1.0	0.5	0.5	0.1	0.01	-	-	-
PVC 7	18.0	77.9	3.0	0.2	0.23	0.2	0.2	0.1	0.05	0.1	-	-	-	-
PVC 10	18.0	77.9	3.0	0.2	0.23	0.2	0.1	0.1	0.05	-	0.02	0.1	-	-
Particle Board	39.0	56.7	-	0.2		0.2	1.7	-	0.05	0.1	-	-	2.1	-
Plywood	62.0	30.4	-	0.2	2.1	0.2	1.4	-	0.05	0.1	-	-	2.0	1.5
Cardboard	76.0	10.0	-	0.2	0.6	0.2	5.1	-	0.05	0.1	-	-	0.8	1.5

Source: Dirisu *et al.*[12]

**Table 2** Specific Heat Capacity of PVC and non-PVC samples

SAMPLE	MASS (kg)	Mean± s.d.(J/kgK)
Sample 1	0.0016	2224.397±22.73191
Sample 2	0.0006	4016.404±480.2877
Sample 3	0.0012	1804.665±227.4756
Sample 4	0.0015	2353.661±176.7182
Sample 5	0.0016	2008.227±172.3808
Sample 6	0.0022	1615.764±151.4116
Sample 7	0.0017	1472.249±160.901
Sample 8	0.0014	2796.892±629.0124
Sample 9	0.0020	2250.780±382.7896
Sample 10	0.0026	1255.880±115.4676
Asbestos	0.0069	848.3107±32.71721
Cardboard	0.0028	9423.972±163.9509
Particle board	0.0082	5458.435±971.9666
Plywood	0.0026	5041.797±423.5527

#### 4.1. Thermal properties of samples

All samples showed low thermal conductivity as seen in Table 3. This might be because they are all insulators. Seven of 10 PVCs recorded low thermal conductivity values with sample 5 showing the least (0.0240 W/mK). Particleboard had the overall highest thermal conductivity with the value 0.4730 W/mK which implies that it will conduct heat the most compared to other samples and will become unsafe in the course of fire outbreak. Particleboard showed the lowest thermal resistivity value of 2.1 kmW<sup>-1</sup>; hence heat can percolate within and along the grains of this sample more than the PVCs with higher values. This means that it can spread fire faster. The thermal diffusivity of all the samples was generally low falling in the range of 0.0021 – 1.3419 (x 10<sup>-6</sup> m<sup>2</sup>/s). This is a function of their low thermal conductivity and high specific heat capacity.

The results further showed that the thermal inertia (110.860 J/m<sup>2</sup> ks<sup>1/2</sup>) was lowest for sample 5 implying that it will cool fastest with time, while the thermal inertial was highest for particle boards with values of 110.86 and 4037.11 J/ (m<sup>2</sup>ks<sup>1/2</sup>). Hence, these will store heat and will not release it readily to the environment. Thermal values are shown in Table 3.

**Table 3** Thermal properties of samples

	Density	Specific Heat Capacity	Thermal Conductivity	Thermal Resistivity	Thermal Diffusivity	Thermal Inertia
	$\rho$ (Kg/m <sup>3</sup> )	c (J/KgK)	k (W/mK)	R (km/W)	$\alpha$ (m <sup>2</sup> /s) x 10	$\sqrt{J/m^2 Ks}$
Sample 1	407.000	2224.400	0.0410	24.450	0.050	192.440
Sample 2	237.000	4016.400	0.1610	6.230	0.170	390.900
Sample 3	265.000	1804.670	0.0550	18.140	0.115	162.400
Sample 4	305.000	2353.660	0.0520	19.240	0.072	193.160
Sample 5	254.000	2008.230	0.0240	41.500	0.050	110.860
Sample 6	143.000	1615.760	0.0920	10.820	0.400	146.130
Sample 7	125.000	1472.250	0.2500	4.050	1.342	213.180
Sample 8	611.000	2796.900	0.0800	12.570	0.047	368.720
Sample 9	356.000	2250.780	0.0600	16.570	0.075	219.940
Sample 10	2540.000	1255.880	0.0660	15.150	0.208	1446.540
Asbestos	18100.000	848.310	0.3700	2.700	0.024	2383.140
Cardboard	7150.000	5458.440	0.0810	12.400	0.002	1774.400
Particleboard	6840.000	5041.800	0.4730	2.120	0.014	4037.110
plywood	5970.000	9423.970	0.2170	4.600	0.004	3496.100

The result shows that heat flux for non-PVCs are significantly high when compared to PVC samples with plywood having the highest value of 23.86W/m<sup>2</sup> as shown in table 4.

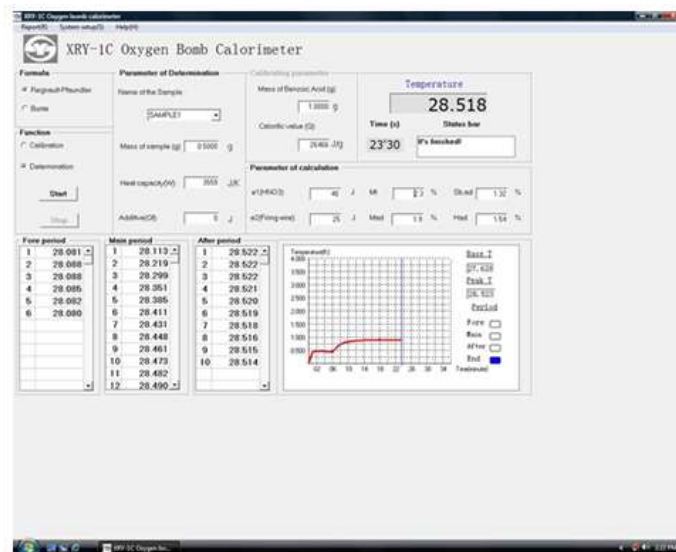
**Table 4** Heat Flux (q'') of Ceiling Samples

Sample	$x$ (m) X10	A (m <sup>2</sup> ) x 10	K (W/m K)	$t_1$ (°C)	$t_2$ (°C)	dT (°C)	Q=(kA).(dT/x)	q''=Q/A HeatFlux
1	2.000	19.640	0.041	47.700	50.000	2.300	0.00018	0.940
2	3.000	19.640	0.161	49.000	50.000	1.000	0.00021	1.050
3	2.500	19.640	0.055	48.000	50.000	2.000	0.00017	0.870
4	2.000	19.640	0.052	48.300	50.000	1.700	0.00017	0.850
5	3.000	19.640	0.024	44.000	50.000	6.000	0.00019	0.950
6	5.000	19.640	0.092	47.300	50.000	2.700	0.00019	0.970
7	6.500	19.640	0.250	48.700	50.000	1.300	0.00020	0.990
8	1.000	19.640	0.080	49.300	50.000	0.700	0.00021	1.040
9	2.000	19.640	0.060	48.300	50.000	1.700	0.00019	0.980
10	4.000	19.640	0.656	50.300	50.000	0.300	0.00021	1.070
Asbestos	2.900	19.640	0.370	46.300	50.000	3.700	0.00180	9.180
particle B	9.900	19.640	0.081	35.700	50.000	14.300	0.00045	2.290
Plywood	3.500	19.640	0.473	41.000	50.000	9.000	0.00469	23.860
Card board	3.500	19.640	0.217	42.700	50.000	7.300	0.00176	8.94

The calorific values of each sample are shown in Figures 6 and Tables 5 above. The results show that heat flux for non-PVCs were significantly high when compared to PVC samples with plywood having the highest value of 23.86 W/m<sup>2</sup>. Particleboard had the highest heat of combustion of 45.666 J/kg while asbestos failed to ignite; as it only became brittle over time; hence no calorific value. By implication, asbestos could be regarded as the safest ceiling material in terms of resistance to combustion in the cause of fire outbreak. This was due to the flame retardant and elemental properties inherent the asbestos [21]. The shortfall of this material is that it causes cancer of the lung after much inhalation and exposure [22]. The Nigerian Building Code and related articles had placed a warning on the usage of asbestos ceiling [21 – 23]. Non-PVC samples, except asbestos, ignited without having a trace of char in the crucible of the oxygen bomb calorimeter. This further established that asbestos was safe as it would not support fire outbreak. The time, x, of combustion of all samples in the bomb calorimeter was within the range 23.5 ≤ x ≤ 33.0 minutes.



## Determination of Heat Transfer Properties of Various PVC and Non-PVC Ceiling Materials Available in Nigerian Markets

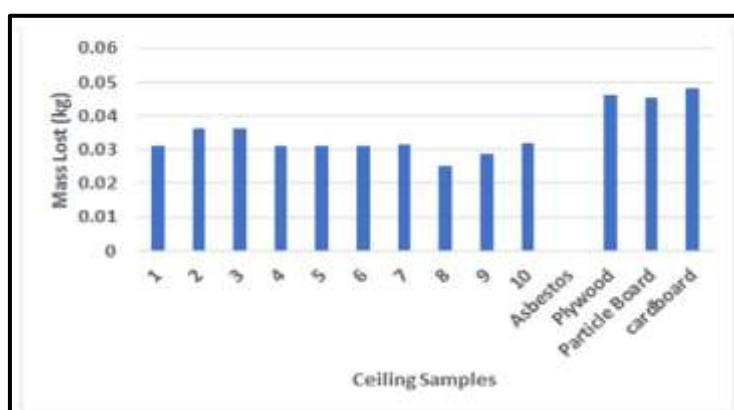


**Figure 6** Bomb Calorimeter showing the calorific value of PVC sample 1

**Table 5** Calorific values of PVCs and non-PVCs

Sample Name	Mass of Sample(g)	Heat Capacity(J/K)	Calorific Value(J/g)
Sample2	0.5000	2410	26466
Asbestos	0.5000	5853	26466
Sample 3	0.5000	2166	1790
Sample 4	0.5000	3531	1618
Sample 5	0.5000	3213	1191
Sample 6	0.5000	3531	3223
Sample 7	0.5000	2503	629
Sample 8	0.5000	2503	1541
Sample 9	0.5000	4502	1744
Sample 10	0.5000	3265	1538
Cardboard	0.5000	26387	36672
Plywood	0.5000	13109	14968
Particleboard	0.5000	44759	45666

The mass loss is a further verification of the level of combustion of each sample as revealed in figure 7. Asbestos remained inert and did not combust in the bomb calorimeter. Non-PVC samples had higher level of mass lost compared to PVC sample; thus they combusted more than the latter



**Figure 7** The graph of the mass lost (kg) vs. Samples of the PVC and other material

## 5. CONCLUSION

This study has established that asbestos would generate least thermal energy as a result of its low specific heat capacity while cardboard would conduct the most thermal energy. All the samples were low in their thermal insulation properties while sample 5, Nigerian made PVC light blue, was the most desirable as it had the lowest value. Particleboard as an insulator would conduct heat due to its low thermal resistivity. Due to higher heat flux, plant-based ceiling tiles such as plywood appeared to have higher heat-generating capacity in circumstances of fire outbreak than PVC composite types. The combustion behavior of plant-based ceiling types was further endorsed by their complete combustion in the bomb calorimeter. The fire retarding potential of asbestos as demonstrated in this study made it the safest among the ceiling materials studied. The time of combustion process of these materials did not exceed 33 minutes for both complete and incomplete combustion activities. On aesthetic premise, PVC ceiling materials are currently gaining wider acceptance over non-PVC materials without considering various implications in the event of a fire outbreak which needs to be a cogent reason for the choices of ceiling materials made by end users.

## ACKNOWLEDGMENTS

The authors are grateful to the management of Covenant University for their financial assistants and open access publication support and the department of Physics, Obafemi Awolowo University for providing equipment to conduct the specific heat capacity and XRY-1C Bomb Calorimeter equipment.

## REFERENCES

- [1] K. James, "is it time for you to dwell in ceiled houses and this house lie in waste?";... I will take pleasure in it (Haggai 1:4,8, King James Version). Apapa, Lagos: The Bible Society of Nigeria, 2004.
- [2] N. J. George, V. I. Obianwu, G. T. Akpabio, and I. B. Obot, "Comparison of thermal insulation efficiency of some select materials used as ceiling in building design," *Arch. Appl. Sci. Reseach*, vol. 2, no. 3, pp. 253–259, 2010.
- [3] L. Riviere, N. Causse, A. Lonjon, E. Dantras, and C. Lacabanne, "Specific heat capacity and thermal conductivity of PEEK / Ag nanoparticles composites determined by Modulated-Temperature Differential Scanning Calorimetry," *Elsevier*, vol. 127, pp. 98–104, 2016.
- [4] U. Berardi and M. Naldi, "The impact of the temperature dependent thermal conductivity of insulating materials on the effective building envelope performance," *Elsevier*, vol. 144, pp. 262–275, 2017.
- [5] B. Ma, W. Si, J. Ren, H. Wang, F. Liu, and J. Li, "Exploration of road temperature-adjustment material in asphalt mixture," *Road Material and Pavement Design*, 2014. [Online]. Available: <http://www.tandfonline.com/doi/abs/10.1080/14680629.2014.885462>. [Accessed: 02-Feb-2018].
- [6] S. Liuzzi, C. Rubino, and P. Stefanizzi, "ScienceDirect ScienceDirect ScienceDirect Use of clay and olive pruning waste for building materials with high hygrothermal performances Use of clay The and pruning waste for building materials with high hygrothermal performances Assessing the feasibility," *Energy Procedia*, vol. 126, pp. 234–241, 2017.
- [7] S. A. SULEIMAN, "Thermal Properties of Some Selected Materials Used as Ceiling in Building," FEDERAL UNIVERSITY DUTSIN-MA, KATSINA STATE, 2017.

Determination of Heat Transfer Properties of Various PVC and Non-PVC Ceiling Materials  
Available in Nigerian Markets

- [8] M. C. Onyeaju, E. Osarolube, E. O. Chukwuocha, C. E. Ekuma, and G. A. Omasheye, "Comparison of the Thermal Properties of Asbestos and Polyvinylchloride (PVC) Ceiling Sheets," *Mater. Sci. Appl.*, vol. 3, pp. 240–244, 2012.
- [9] N. F. Gesa, R. A. Atser, and S. I. Aondoakaa, "Investigation of the Thermal Insulation Properties of Selected Ceiling Materials used in Makurdi Metropolis ( Benue State-Nigeria)," *Am. J. Eng. Res.*, vol. 03, no. 11, pp. 245–250, 2014.
- [10] T. U. J. Ganiron, "Investigation on the Use of Pleko Ceiling Board for Heat Insulator and Sound Proofing Material Applications," *Int. J. Adv. Sci. Technol.*, vol. 66, pp. 23–32, 2014.
- [11] S. K. Alausa, O. O. Oyesiku, J. O. Aderibigbe, and O. S. Akinola, "Thermal properties of Calamus deërratus , Raphia hookeri and synthetic board in building design in Southwestern Nigeria," *African J. Plant Sci.*, vol. 5, no. 4, pp. 281–283, 2011.
- [12] J. O. Dirisu et al., "Comparison of the Elemental Structure and Emission Characteristics of Selected PVC and Non-PVC Ceiling Materials Available in Nigerian Markets," *Int. J. Appl. Eng. Res. ISSN*, vol. 12, no. 23, pp. 13755–13758, 2017.
- [13] Dirisu JO, Oyedepo SO, Fayomi OS, Okokpujie IP, Asere AA, Oyekunle JA, Afolalu SA, Abioye AA. Effects of Emission Characteristics on Elemental Composition of Selected PVC Ceiling Materials. *Materials Focus*. 2018 Aug 1;7(4):566-72.
- [14] S. Etuk, O. Agbasi, Z. Abdulrazzaq, and U. Robert, "Investigation of thermophysical properties of alates (swarmers) termite wing as potential raw material for insulation," *Int. J. Sci. World*, vol. 6, no. 1, p. 1, 2017.
- [15] E. Imeh and A. O. Akankpo, "Thermal Properties of Clay Soil from Uruan River Bank in Akwa Ibom State, Nigeria," *J. Nat. Sci. Res.*, vol. 6, no. 21, pp. 12–15, 2016.
- [16] E. B. Ettah, J. G. Egbe, S. A. Takim, U. P. Akpan, and E. B. Oyom, "Investigation of the Thermal Conductivity of Polyvinyl Chloride ( Pvc ) Ceiling Material Produced In Epz Calabar, For Application Tropical Climate Zones," *J. Polym. Text. Eng.*, vol. 3, no. 2, pp. 34–38, 2016.
- [17] P. Philip and L. Fagbenle, "Design of Lee ' s Disc Electrical Method For Determining Thermal Conductivity of a Poor Conductor in the form of a Flat Disc," *Int. J. Innov. Sci. Res.*, vol. 9, no. 2, pp. 335–343, 2014.
- [18] B. Ma, X. Zhou, J. Liu, Z. You, K. Wei, and X. Huang, "Determination of Specific Heat Capacity on Composite Shape-Stabilized Phase Change Materials and Asphalt Mixtures by Heat Exchange System," *Materials (Basel)*, vol. 9, no. 5, p. 389, 2016.
- [19] Bhagya, "To Determine Specific Heat Capacity of a Given Solid by Method of Mixtures," 2016. [Online]. Available: <http://www.learnbse.in/to-determine-specific-heat-capacity-of-a-given-solid-by-method-of-mixtures/>. [Accessed: 25-May-2018].
- [20] J. Wang, R. L. Bras, G. Sivandran, and R. G. Knox, "A simple method for the estimation of thermal inertia," *Geophys. Res. Lett.*, vol. 37, pp. 1–5, 2010.
- [21] M. Veto and C. P.R, "Mathematical Theory of Thermal Inertia Revisited," in 46th Lunar and Planetary Science Conference, 2015, vol. 24, pp. 1–2.
- [22] F. Palietti, S. Malinconico, Beatrice C. Della Staffa, S. Bellagamba, and P. De Simone, "Classification and management of asbestos-containing waste European legislation and the Italina experience," Elsevier, pp. 1–21, 2016.
- [23] O. Mimiko, "National building code, Federal Republic of Nigeria," Abuja, Nigeria, 2006.
- [24] E. Garcia et al., "Evaluation of airborne asbestos exposure from routine handling of asbestos-containing wire gauze pads in the research laboratory," *Regul. Toxicol. Pharmacol.*, vol. 18, pp. 1–31, 2018
- [25] J Azeta, KO. Okokpujie, I.P. Okokpujie, O. Osemwegie, A. Chibuzor. A Plan for Igniting Nigeria's Industrial Revolution. *International Journal of Scientific & Engineering Research*. 2016;7(11):489.

- [26] UC Okonkwo, IP Okokpujie, JE Sinebe, CA Ezugwu. Comparative analysis of aluminium surface roughness in end-milling under dry and minimum quantity lubrication (MQL) conditions. *Manufacturing Review*. 2015 Dec 30;2(30):1-1.
- [27] SE YEKINI, IP SA Okokpujie, Afolalu, OO Ajayi, J Azeta. Investigation of production output for improvement. *International Journal of Mechanical and Production Engineering Research and Development*. 2018;8(1):915-22.
- [28] ON Nwoke, IP Okokpujie, SC Ekenyem. Investigation of Creep Responses of Selected Engineering Materials. *Journal of Science, Engineering Development, Environment and Technology (JOSEDET)*. 2017;7(1):1-5.
- [29] CA Ezugwu, UC Okonkwo, JE Sinebe, IP Okokpujie. Stability Analysis of Model Regenerative Chatter of Milling Process Using First Order Least Square Full Discretization Method. *International Journal of Mechanics and Applications*. 2016 Jun 18;6(3):49-62.
- [30] EY Salawu, IP Okokpujie, OO Ajayi, MC Agarana. Analytical Technique for the Determination of Hoop Stress and Radial Stress on the Tooth Spur Gear under Vertical Loading in a Food Packaging Machine.
- [31] I.P. Okokpujie, O. S. Ohunakin, C. A. Bolu, and K. O. Okokpujie. "Experimental data-set for prediction of tool wear during turning of Al-1061 alloy by high speed steel cutting tools." *Data in brief* 18 (2018): 1196-1203..
- [32] KO Okokpujie, E Amuta, A Adekitan, IP Okokpujie. Efficient and Low Cost Implementation of a Single Axis Solar Tracking System. *Journal of Electrical Engineering*. 2018;18(2):323-7.
- [33] ON Omoruyi, MG Omoruyi, KO Okokpujie, IP Okokpujie. Electronic Fare Collection Systems in Public Transits: Issues, Challenges and Way-Forward. *COVENANT JOURNAL OF ENGINEERING TECHNOLOGY*. 2018 Jun 3;2(1).